

RAILING - Planning Your Installation

Let's Get Started!

Gilpin railing products, whether aluminum or steel, are engineered for easy installation. Call our toll-free support number 800-348-0746 with any questions. Following the steps below will help assure your project proceeds smoothly.

Choose.... Determine which aluminum style or steel style best meets your needs.

Plan..... After choosing installed height (H) use a diagram similar to one below to determine quantities of section widths (W), posts and accessories.

Order*.... Use following pages to finalize parts and quantity of materials.

Install..... Instructions provided with products.

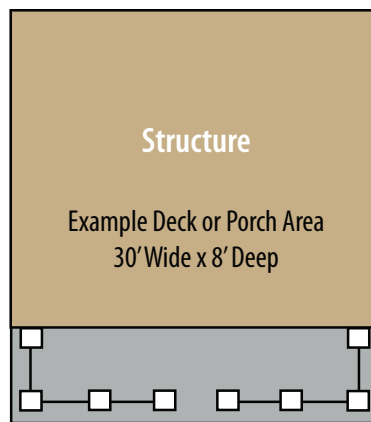
** All railing is made to order and not returnable*

Installation Examples

Aluminum

Materials Needed
(See pages 30-34)

- 6 - 6'W railing sections
- 6 - packages of attachment fittings
- 8 - Posts or Columns
- 1 - Gate (optional)



Steel

Materials Needed
(See pages 35-42)

- 6 - 6'W railing sections
- 6 - packages of attachment fittings
- 8 - Posts or Columns
- 1 - Gate (optional)

Specification	Summit/Fairfield	Midway
Material	6065 Aluminum Alloy	
Spindle	5/8" x 5/8"	1/2" x 1/2"
Open Spacing	<4"	<4" or <6"
Rails	2-1/2" Wide	1-1/2" Wide
Posts	2-1/2" Square	1-1/2" Square
Finish	Powder Coat	

Specification	Steel Rail
Material	Steel Alloy
Spindle	Twisted or 1/2" Square
Open Spacing	<4" or <6"
Rails	1-1/4" Channel
Posts	1-1/4" Square
Finish	Baked Enamel

Always Check The Following Before Starting Any Railing Installation

- Home owner association (associations may restrict the size and/or style of railing)
- * Local building codes
- Zoning requirements
- Some building codes require:
Porch, balconies or raised floor surfaces more than 30" above the floor or grade, railing must have 4" spindle spacing and be at least 36" in height.

*** Compliance with building codes is the installer's responsibility**

RAILING ALUMINUM STYLES & SELECTIONS



Style

Gilpin Inc offers 4 unique styles of aluminum railing

Summit - Page 32



Fairfield Plus - Page 33



Fairfield - Page 33





Midway - Page 34



Aluminum Railing Specifications

- Summit and Fairfield Railings are 2-1/2" wide with <4" space between spindles and installed heights of 36" or 42". Rivet covers included for clean finished look.
- Midway railing is 1-1/2" wide. (4" or 6" spacing available) and has a 36" installed height
- Durable and long lasting.
- Aluminum Railing is weather resistant.
- Posts, panels and installation options sold separately.

Color Code

		All colors applied with high quality powder coat
Black = B	White = W	

When ordering, place color code (B or W) at end of part number to indicate color choice.

Posts

Available with or without flange

Posts are engineered to work above ground (flanged) or below ground (without flange) to secure the railing installation.

Installation Options



Installation Spindle

Individual spindle is screwed onto post. Railing section mounts over installation spindle.



Wall Mounted Fitting

Brackets are mounted on post with screws and railing section slides into bracket.



Vertical/Horizontal Swivel Fitting

Used when angle is required when adjusting sections for slopes, stairs or horizontal angles.

Columns

The beauty of a railing installation is enhanced by the right column

Gilpin Inc designs its aluminum columns to decorate and enhance your home. Columns coordinate with Midway railing.



Decorative Rail End

Accessories

Add beauty to your installation

Depending on the style you choose for your aluminum railing installation, a variety of decorative accessories are available to beautify your selection.



Hand Rail

Wall Support Bracket



Butterfly Scroll shown on spindle



Lamb's Tongue shown on post



Ball Cap shown on post



Estate Scroll shown on spindle



Spindle Flange

Item	Part Number
Hand Rail (48"W)	619001-4
Hand Rail (60"W)	619001-5
Hand Rail (72"W)	619001-6
Decorative Rail End (2 pk)	619003
Wall Support Brackets	619002
Swivel Bracket (2 pc. pkg.)*	619004

* Requires wall support bracket to secure properly

Item	Part Number
Butterfly Scroll (Summit only)	629085
Spindle Flange (5/8")	629062
Spindle Flange (1/2")	429062
Lamb's Tongue	629054
Ball Cap (2-1/2" post)	629090
Estate Scroll (Summit only)	629080